
















LAUNDRY ROOM ETIQUETTE

DO:

-  Be timely in removing your clothes from washers and dryers
-  Wait 15-20 minutes after their cycle has ended before removing someone else's clothes from the machine
-  Place other people's finished clothes in a laundry basket or on top of the machine if you remove it
-  Keep the laundry room and machine neat and tidy. Clean up spills and messes.
-  Empty the lint tray when done using the dryer
-  Return all clothing left behind to their owner
-  Check pockets of your clothes before putting them into the wash
-  Be respectful of other people's clothing

DON'T:

-  Leave clothes in the washer or dryer after the cycle has finished
-  Throw other people's clothing onto the floor when removing it from machine
-  Use up all of the machines. Always share machines and leave at least one machine free for others to use
-  Overload machines with clothing or use too much detergent
-  Leave clothing or laundry baskets in the middle of the floor in the way of others
-  Make someone else clean up after you
-  Leave behind any clothing in the machines

VISIT WWW.WRCLS.CA/BEST-PRACTICES-TOOLKIT OR
SCAN QR FOR THIS TIP SHEET IN OTHER LANGUAGES:



- Français (French)
- Español (Spanish)
- Deutsch (German)
- أف صومالي (Somali)
- العربية الفصحى (Arabic)
- فارسی (Persian/Farsi)
- हिन्दी (Hindi)
- українська мова (Ukrainian)
- Türkçe (Turkish)
- ႵႵႶႷ (Tigrinya)
- 한국어 (Korean)
- 普通话 (Chinese/Mandarin)
- Tiếng Việt (Vietnamese)
- Tagalog (Filipino)

