


Did You Know There Are Things You Can Do to Avoid Eviction?


Please carefully read the LTB NOTICE. There are several types of notices with slightly different names but usually the form starts with **Notice to Terminate** or **Notice to End a Tenancy**. The form may have one of these numbers: N4, N5, N6, N7, N8, N12, N13.

If you don't want to leave or you don't agree with the reasons in the notice, you do not have to move out. Call the property manager to talk about your options.

**Staff or
Property
Manager:**


 Name: _____


 Phone Number: _____

 E-mail Address: _____

**Housing
Provider
(Landlord):**

 Name: _____

 Phone Number: _____

 E-mail Address: _____

How To Read Your Notice

(Example of a NOTICE.)

The *type* of Notice you receive is found on the top right corner of the Notice.

The reason is indicated here

Because the Landlord Wants to Demolish the Rental Unit, Repair it or Convert it to Another Use
**Notice to End your Tenancy
N13**
(Disponible en français)

To: (Tenant's name) include all tenant names	From: (Landlord's name)
Address of the Rental Unit:	

This is a legal notice that could lead to you being evicted from your home.

The following information is from your landlord

I am giving you this notice because I want to end your tenancy. I want you to move out of your rental unit by the following termination date: / / .
dd/mm/yyyy

My Reason for Ending your Tenancy

I have shaded the circle next to my reason for ending your tenancy.

Reason 1: I intend to demolish the rental unit or the residential complex.

VISIT WWW.WRCLS.CA/BEST-PRACTICES-TOOLKIT OR SCAN QR FOR OTHER LANGUAGES:

