


# ADULT NAME CHANGE

## A GUIDE

### COMPLETE THE FOLLOWING FORM:

#### 1. Ontario Application to Change an Adult's Name


You must have lived in Ontario for at least 12 months immediately before applying for this name change. You will need a guarantor who can confirm you meet this residency requirement.



### DOCUMENT CHECKLIST:

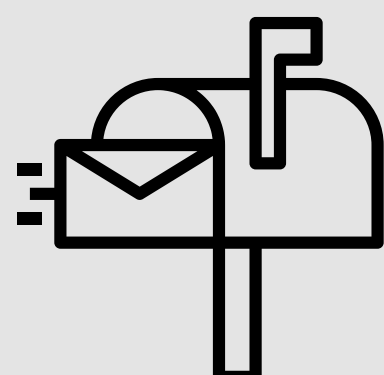


- For everyone born in Canada: Birth Certificate
  - Send in all previously issued copies of your birth certificate and/or certified birth registration. This is sometimes called a long form birth certificate.
- If you have changed your name previously
  - Any previous change orders or certificates
- If you have prior criminal convictions
  - A police record check



### OPTIONAL: COMPLETE THIS FORM

#### 1. Request for non-Publication in the Ontario Gazette



### SEND PAPERWORK BY MAIL TO:

Office of the Registrar General  
189 Red River Road, PO Box 3000  
Thunder Bay, Ontario P7B 5W0




### WAIT FOR PAPERWORK

Wait 6-8 weeks processing time.

### IF YOUR NAME CHANGE IS APPROVED, YOU WILL RECEIVE THE FOLLOWING DOCUMENTS:

- Name change certificate: A legal document showing your old name and new name.
- If you were born in Ontario, you will also receive a new birth certificate.
- If you were born in Canada, but outside Ontario, you must contact your home province if you want an updated birth certificate.
- You do not need an updated birth certificate to change your other IDs. Getting a new birth certificate is a personal choice.



Get **free** legal advice regarding how to complete the adult name change process.

Contact us at:



450 Frederick St. #101, Kitchener ON N2H 2P5

Phone: 519-743-0254 or Online Contact Form found at: [www.wrcls.ca](http://www.wrcls.ca)

